

**WALL FIRE DISTRICT No. 3
FIRE DEPARTMENT
2017 ACTIVITY REPORT**





John A. Sahatjian
Chief Of Department

WALL FIRE DISTRICT NO. 3

PO Box 542 Allenwood, NJ 08720
www.southwallfire.com
Phone: 732-223-1134 Fax: 732-223-2415
Email: Chief@southwallfire.com



January 24, 2018

To: Board of Fire Commissioners

r PD

From: John Sahatjian, Fire Chief

Subject: 2017 Activity Report

I am pleased to present to the Board a report of Wall Fire District No. 3 activity for the year of 2017. The department responded to 416 incidents in 2017, an increase of 20 incidents compared to the prior year.

Our department currently operates with manpower of 1 full time firefighter and 44 volunteers. Of those volunteer 22 firefighters responded to over 15 percent of our call volume.

The average response time for incidents requiring emergency response was 5 minutes and 24 seconds.

I would like to emphasize our career firefighter responded to 33 EMS or PD assists as well as responded to 155 calls for service total.

Members attended a total of 35 training drills in 2017 for a total of 655 attendees and 1,864.39 man hours.

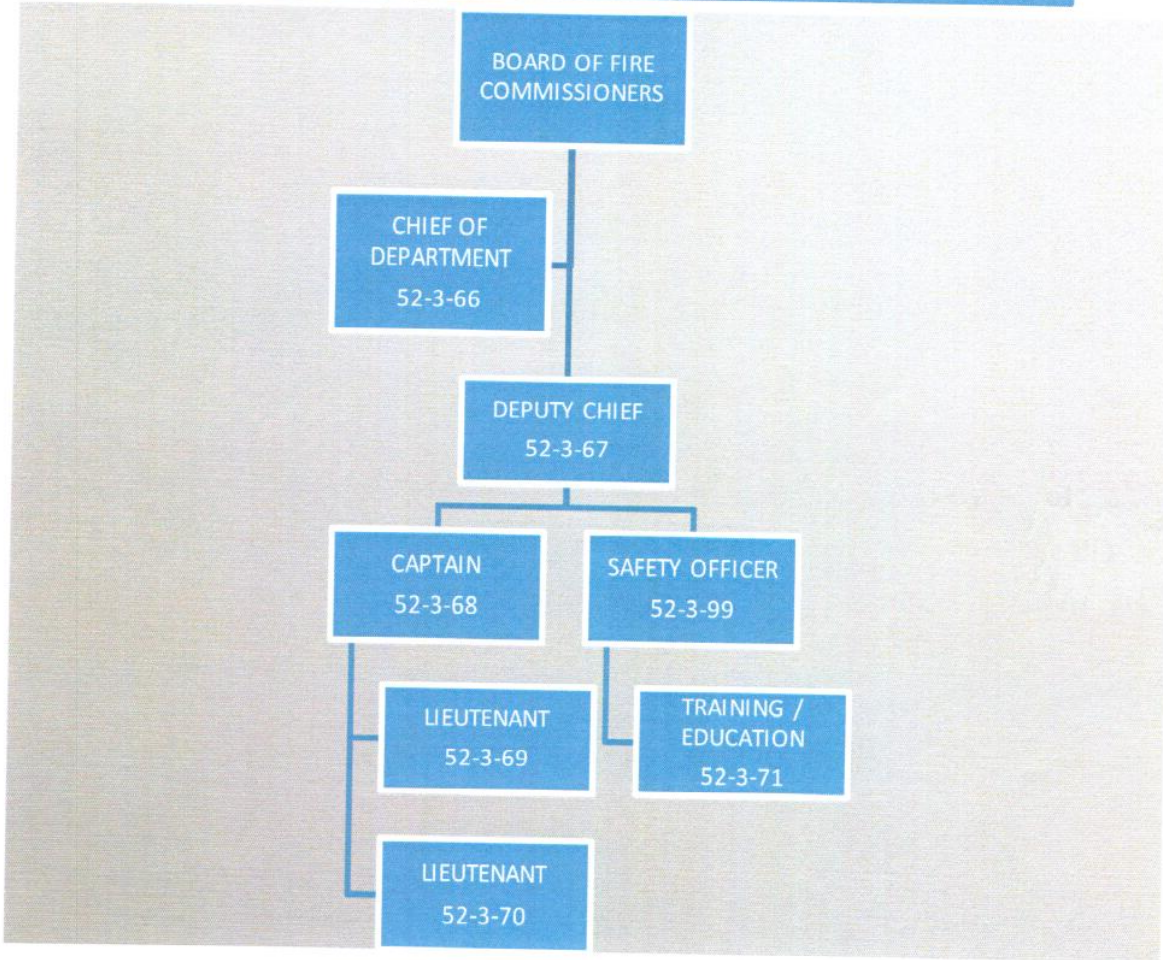
This year, I have included specific information regarding our manpower and response activity. This includes the plan to move all apparatus to the Main House for response. Furthermore, I also included the progress of our Rescue services.

Highlights of 2017 include:

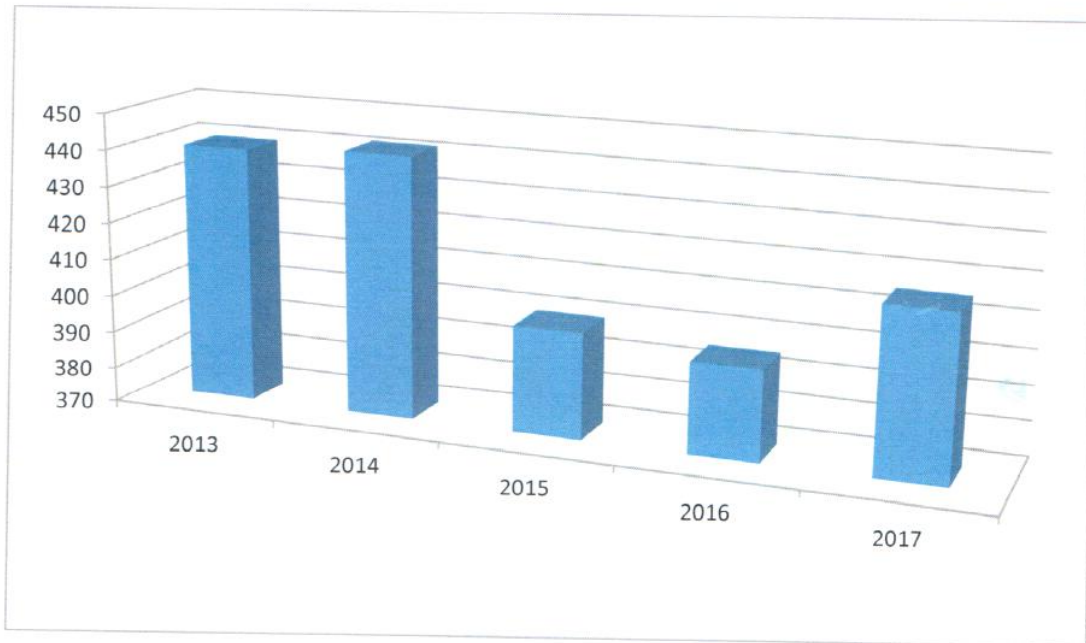
- **Engine 378 was relocated to the Main House in June due to manpower issues.**
- **New SCOTT self-contained breathing apparatus was purchased and placed into service.**
- **New Paratech Rescue equipment was purchased and placed into service.**
- **The membership was outfitted in new Class B Uniforms.**
- **Standard Operating Procedures were reviewed and will continue to be improved for maximum safety of members and impact of service.**
- **Following the transition of all members responding to the main house, there was a large improvement on apparatus responding with 4 or more members.**

To minimize previous manpower problems during daytime hours, the District decided to hire two full time firefighters, bringing our total of career staff to 3 firefighters.

WALL FIRE DISTRICT No. 3 CHAIN OF COMMAND



CALL VOLUME OVER FIVE YEARS



2017 - 416 Calls
2016 - 396 Calls
2015 - 400 Calls
2014 - 442 Calls
2013 - 440 Calls

SOUTHWALL

Year-to-date Incident Participation

Activity Date Between {01/01/2017} And
{12/31/2017}

Staff Id/Name	Jan	Feb	Mar	Apr	May	Jun	Jul	Aug	Sep	Oct	Nov	Dec	Total	Percent
02 Burke, Alexander M	7	7	7	4	0	0	4	9	6	5	4	6	59	14.18
11 Clark, Edward D	2	0	0	0	0	0	0	0	0	0	6	20	28	6.73
1 Conte, Richard	0	0	2	3	0	2	5	2	1	3	1	3	22	5.28
3 Cotta, Andrew J	9	9	10	6	6	4	8	4	6	9	2	6	79	18.99
49 Daugherty, Mark T	4	4	0	4	1	2	6	6	5	2	4	3	41	9.85
37 Dosby, Cash Harold	18	16	18	11	18	10	27	21	12	13	7	13	184	44.23
52 Doyle, Drew W	16	8	4	6	4	2	7	2	6	11	10	6	82	19.71
62 Elmer, Joel Mark	1	4	1	1	0	0	1	1	1	1	1	0	12	2.88
61 Fernandez, Anthony J	8	3	6	4	5	5	7	4	3	6	2	7	60	14.42
31 Fischer, Michael	11	7	6	4	8	5	17	8	9	12	6	7	100	24.03
61 Gaskill, Tyler	4	5	0	0	0	0	0	0	0	0	0	0	9	2.16
48 Goetz, Conor P	17	0	7	0	6	4	22	6	1	2	1	5	71	17.06
60 Goetz, Matthew	13	10	7	10	8	3	9	3	1	6	5	7	82	19.71
3 Goetz, Peter A	6	3	3	2	3	3	6	4	2	2	3	3	40	9.61
0 Green, Donald D	0	0	0	0	0	0	2	5	2	1	0	0	10	2.40
71 Grosso, Paul Alexander	8	1	2	6	2	0	1	1	1	1	0	0	23	5.52
12 Hall, Steven J	10	4	13	7	5	3	17	12	11	16	6	13	117	28.12
64 Hauge, Zachary	0	0	0	0	0	0	0	7	13	8	10	16	54	12.98
7 Hobbis, Timothy W	8	1	3	1	0	1	5	1	2	6	1	2	31	7.45
55 Kraft, Robert B	10	7	7	4	15	5	14	7	9	10	7	5	100	24.03
21 Larrison, Brian D	13	9	4	2	2	4	7	1	0	1	0	4	47	11.29
22 Larrison, Casey R	17	12	5	3	5	8	9	6	8	7	10	12	102	24.51
3 Latourette, Bruce J	15	4	6	6	12	3	7	9	4	8	2	0	76	18.26
53 Lauber, Michael C	7	11	2	1	6	5	6	2	2	4	1	2	49	11.77
7 Levinski, John W	36	28	27	18	26	13	32	27	24	24	13	23	291	69.95
54 Lisowski, Thomas M	22	20	20	12	15	8	12	9	8	11	12	9	158	37.98
44 Lisowski, II, Steven	7	0	0	0	3	1	4	0	0	0	0	0	15	3.60
65 Malick, Zuri H	0	0	0	0	0	0	0	0	0	10	10	14	34	8.17
56 Navarro, Andrew	6	2	1	1	3	2	3	2	8	0	1	6	35	8.41
9 Olsen, Eric B	9	8	4	1	4	1	0	5	6	6	1	9	54	12.98
1 Paine, Richard Stephen	14	10	14	10	14	7	19	19	17	11	9	10	154	37.01
26 Pellecchia, Mark J	13	10	11	13	14	10	20	16	14	8	5	12	146	35.09
27 Pellecchia, Robert	7	3	0	4	0	0	0	0	0	0	0	0	14	3.36
03 Pellecchia Jr, Mark J	27	21	17	14	24	14	22	18	13	17	14	20	221	53.12
26 Rubin, Jarrod	13	12	13	4	11	9	29	16	6	10	16	14	153	36.77
74 Sahatjian, John	26	23	18	12	22	16	44	19	15	22	12	18	247	59.37
63 Servilla, Dylan J	0	0	0	0	0	0	0	0	0	4	5	1	10	2.40

SOUTHWALL

Year-to-date Incident Participation

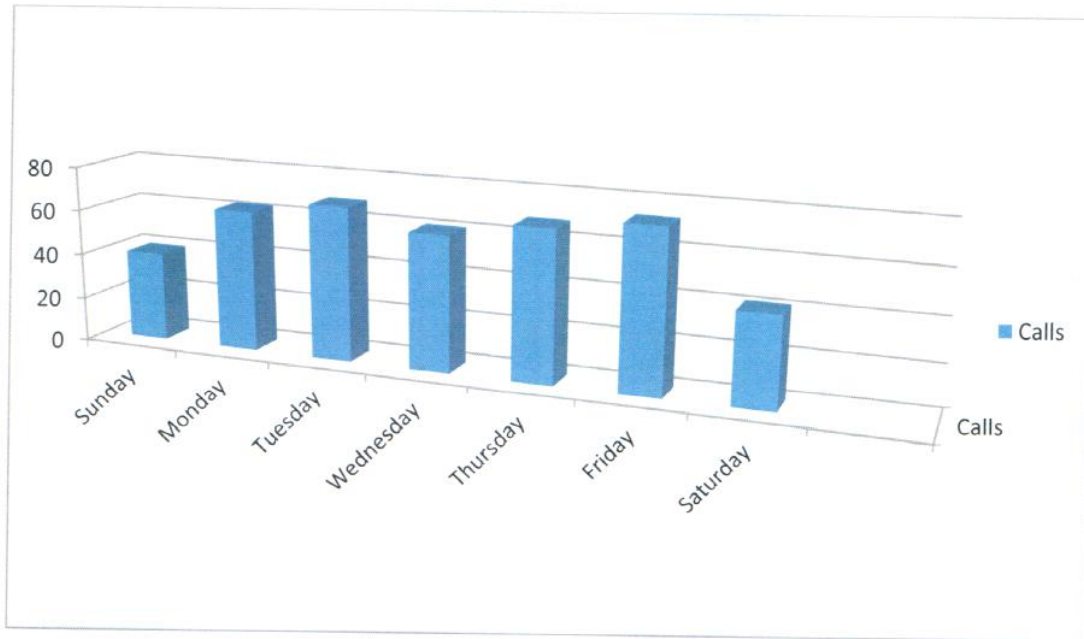
Activity Date Between {01/01/2017} And
{12/31/2017}

Staff Id/Name	Jan	Feb	Mar	Apr	May	Jun	Jul	Aug	Sep	Oct	Nov	Dec	Total	Percent
2 Servilla, Scott S	0	0	0	0	0	0	0	0	0	4	8	3	15	3.60
2 Spalitta, Robert C	9	7	8	4	4	4	3	3	3	6	2	0	53	12.74
1 Sussman, Zak Stephen	2	0	5	2	5	0	0	0	2	1	3	0	20	4.80
2 Szeligowski, Kenneth G	8	6	7	2	7	2	10	5	3	6	7	6	69	16.58
9 Tamayo, Christopher	22	13	16	10	15	10	7	11	20	14	6	11	155	37.25
5 Tancredi Sr., Ralph	10	1	1	0	0	0	0	0	0	2	0	3	17	4.08
0 Wade, Thomas Joseph	16	17	11	15	16	10	32	8	11	11	6	7	160	38.46
4 Witkowski, Donald John	12	3	3	7	5	2	15	8	3	3	6	6	73	17.54

Total Runs by Month											
Jan	41	Feb	33	Mar	33	Apr	26	May	35	Jun	24
Jul	56	Aug	40	Sep	33	Oct	38	Nov	23	Dec	34

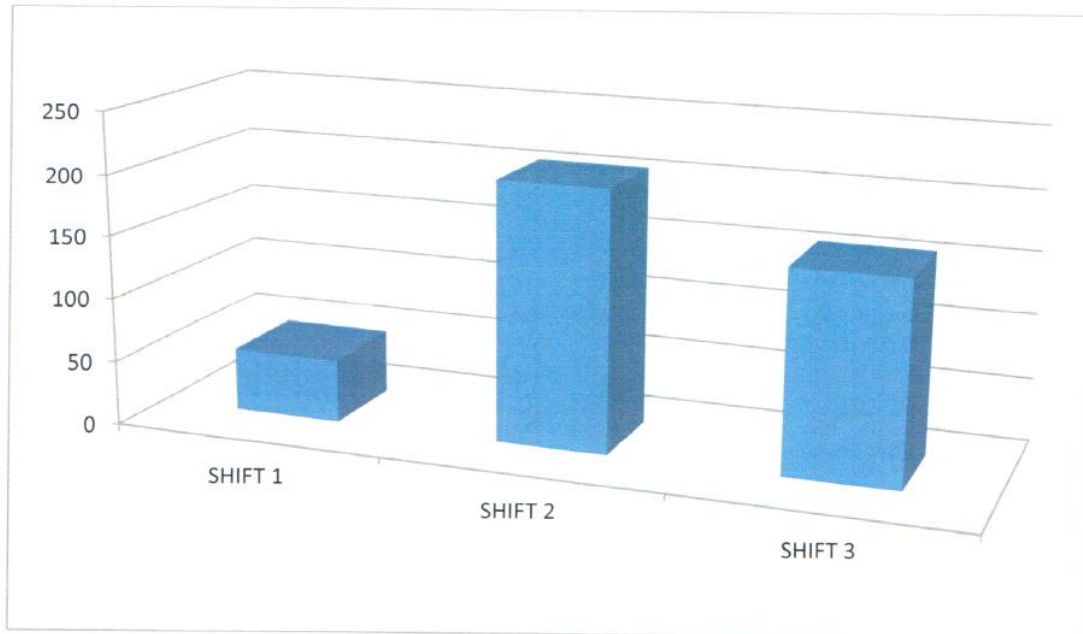
Grand Total Runs: 416

2017 CALLS BY DAY OF WEEK



Sunday - 40 Calls
Monday - 63 Calls
Tuesday - 69 Calls
Wednesday - 61 Calls
Thursday - 68 Calls
Friday - 73 Calls
Saturday - 42 Calls

2017 CALLS BY TIME OF DAY

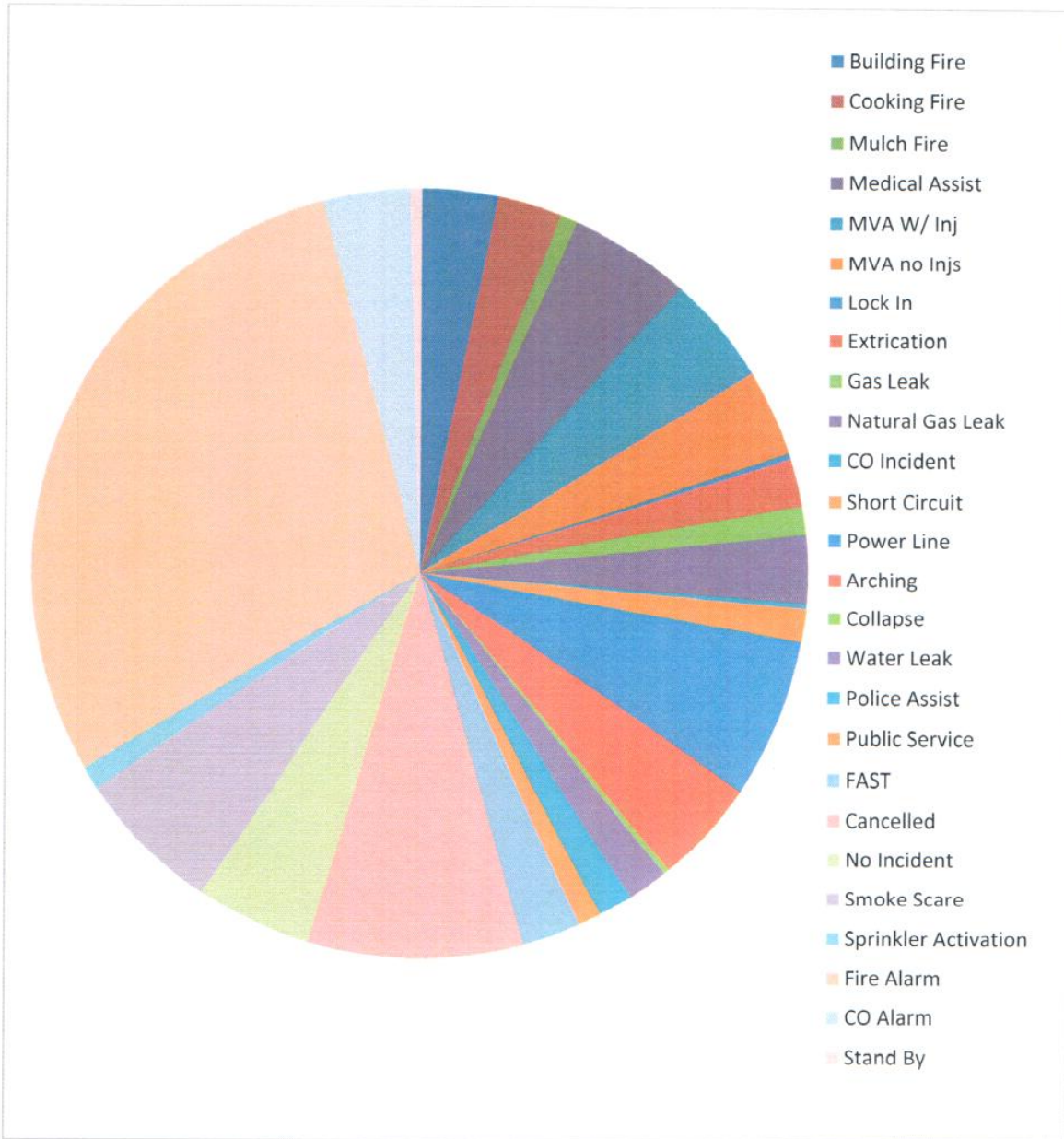


SHIFT 1 (2300-0700) – 49 Calls

SHIFT 2 (0700-1500) – 207 Calls

SHIFT 3 (1500-2300) – 159 Calls

2017 INCIDENT TYPE REPORT



Building Fire	13
Cooking Fire	11
Mulch Fire	3
Outside Rubbish Fire	5
Medical Assist	21
MVA w/ Injuries	19
MVA No Injuries	15
Lock In/Out	1
Extrication of Victim	8
Gas / Liquid leak	5
Natural Gas Leak	12
Carbon Monoxide Incident	1
Heat from Short Circuit	6
Power Line Down	27
Arcing, Shorted Elec. Equip	18
Weakened Building/Collapse	1
Water/Steam Leak	7
Police Assist	6
Public Service	4
FAST CALL	10
Dispatched / Cancelled	37
No Incident	20
Smoke Scare	25
Sprinkler Activation	4
Fire Alarm	121
CO Alarm	15
Stand By	2

SOUTHWALL

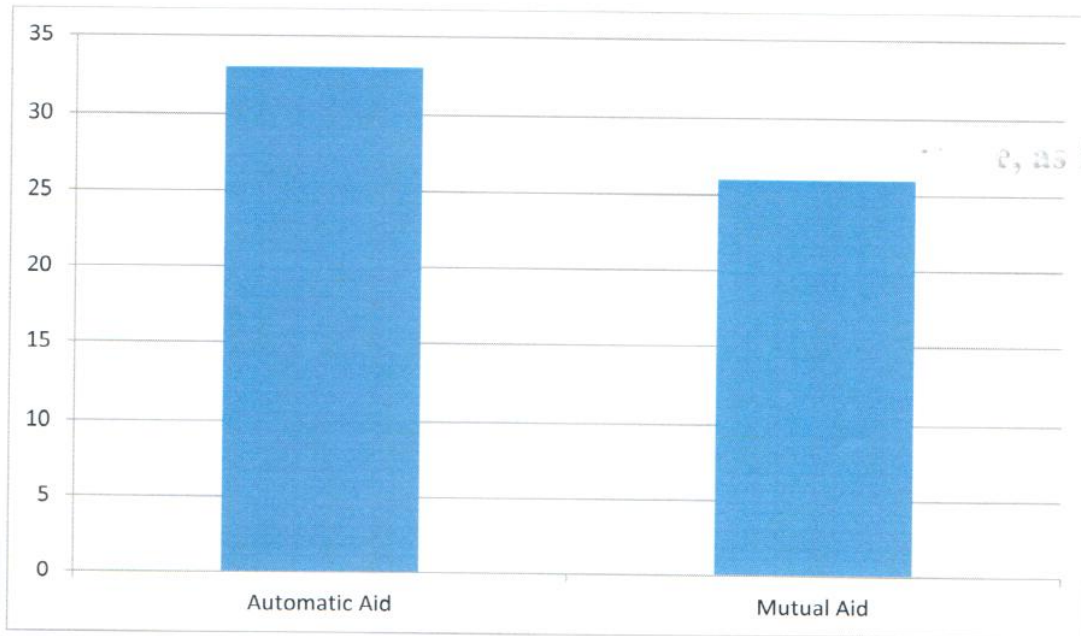
Type of Alarm Report (Summary)

Alarm Date Between {01/01/2017} And {12/31/2017}

Type of Alarm		Count	Percent
1	Regular Alarm		
BX	BOX ALARM	336	80.76%
C	Carbon Monoxide Alarm	33	7.93%
F	FAST Assignment	4	0.96%
R	Rescue Assignment Out of District	14	3.36%
RE	Rescue Assignment	24	5.76%
SF	Fire Suppression Out of District	3	0.72%
		2	0.48%

Total Incident Count: 416

2017 AID RESPONSE OUT OF DISTRICT



Members responded out of district for mutual and automatic aid for a total of 59 times in 2017. This was dramatically increased due to the successful implementation of the Box Alarm.

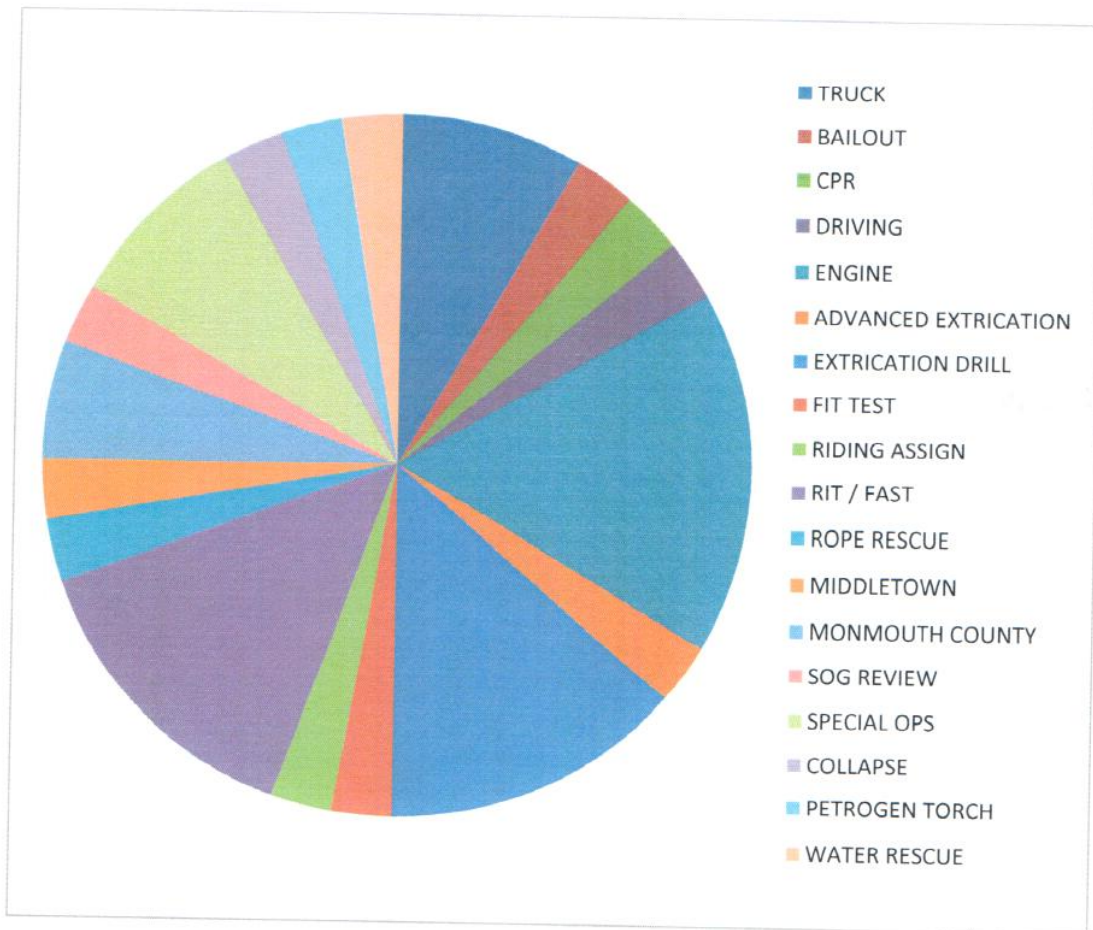
The automatic aid was also increased as a result of a policy change, as District 3 now responds to all reported extrications in town.

Automatic Aid – 33

Mutual Aid – 26

2017 TRAINING ANALYSIS BY CATEGORY

Members attended 35 training drills in 2017 for a total of 655 attendees and 1,864.39 man hours.



Aerial Placement	1
Bailout	1
CPR	1
Driving	1
Engine Company Ops	5
ESI Advance Extrication	1
Extrication Drill	5
Fit Test	1
Ladders	1
Riding Assignments	1
RIT / FAST	1
Rope Rescue	1
SCBA	1
Middletown	1
Monmouth County	2
SOG Review	1
Special Ops	3
Collapse Drills	1
Petrogen Torch	1
Water Rescue	1

SOUTHWALL

Training Analysis by Category

Class Date Between {01/01/2017} And {12/31/2017}

Category	Classes	Pct of Classes	Attendees	Pct of Attendees	Hours	Pct o Hour
AERIAL Aerial Placement	1	2.85%	2	0.30%	4.50	0.2
BAILOUT Bail Out Class Hands On	1	2.85%	18	2.74%	54.00	2.8
CPR/DEFB CPR/First Aid Training/Defib Training	1	2.85%	31	4.73%	93.00	4.9
DRIVING Driving Operations	1	2.85%	3	0.45%	5.25	0.2
ENGCO Engine Company Operations	4	11.42%	82	12.51%	189.00	10.1
ESIADVANCE Advanced Vehicle Extrication	1	2.85%	12	1.83%	96.00	5.1
EXTRICAT Extrication Drill	5	14.28%	108	16.48%	324.00	17.3
FIT Fit Test	1	2.85%	12	1.83%	24.00	1.2
HOSE Hose Operations	1	2.85%	15	2.29%	45.00	2.4
LADDER Ladders	1	2.85%	21	3.20%	63.00	3.3
RIDING Riding Assignments	1	2.85%	24	3.66%	48.00	2.5
RIT Rapid Intervention Team Ops	5	14.28%	95	14.50%	243.00	13.0
ROPE Rope Rescue	1	2.85%	23	3.51%	69.00	3.7
SCBA SCBA	1	2.85%	33	5.03%	101.64	5.4
SMOKE Smoke House - Middletown Fire Academy	1	2.85%	4	0.61%	14.00	0.7
SMOKEM Monmouth County Burn Building	2	5.71%	36	5.49%	87.00	4.6
SOP SOG/POLICY REVIEW	1	2.85%	24	3.66%	72.00	3.8
SPECIALOPS Special Ops Drill	3	8.57%	44	6.71%	143.00	7.6
STRUC Structural Collapse	1	2.85%	15	2.29%	30.00	1.6
TORCH Torch Operations	1	2.85%	24	3.66%	72.00	3.8
WATERRES Water Rescue Operations	1	2.85%	29	4.42%	87.00	4.6
Totals	35		655		1,864.39	

MEMBERS CERTIFIED IN SPECIALIZED TRAINING

NAME	FIREFIGHTER 1	INSTRUCTOR	EMI	EXTRICATION	RIT/FAST	STRUCTURAL COLLAPSE
BURKE, ALEX	X	LEVEL II	X	ADVANCED	X	X
CLARK, EDWARD	X			X	X	
CONTE, RICHARD	X	LEVEL II		ADVANCED	X	
COTTA, JAY	X			X	X	OPERATIONS
DAUGHERTY, MARK	X		X			
DOSBY, CASH	X					
DOYLE, DREW	X			X	X	OPERATIONS
ELMER, JOEL	X			X	X	OPERATIONS
FERNANDEZ, TONY	X					
FISCHER, MICHAEL	X			ADVANCED		TECHNICIAN
GOETZ, CONNOR	X			X		OPERATIONS
GOETZ, PETER	X			ADVANCED	X	OPERATIONS
GREEN, DONALD	X			X		TECHNICIAN
GROSSO, PAUL	X		X	X		
HALL, STEVEN	X		X	X		
HAUGE, ZACHARY	X		X			
HOBBS, TIMOTHY	X			ADVANCED		
KRAFT, ROBERT	X			ADVANCED	X	OPERATIONS
LARRISON, BRIAN	X		X	ADVANCED	X	OPERATIONS
LARRISON, CASEY	X		X	ADVANCED	X	OPERATIONS
LAUBER, MICHAEL	X		X	ADVANCED		
LEVINSKI, JOHN	X			ADVANCED		OPERATIONS
LISOWSKI, THOMAS	X			ADVANCED	X	OPERATIONS
MALICK, ZURI	ATTENDING NOW			ADVANCED		
NAVARRO, ANDREW	X			ADVANCED		OPERATIONS
OLSEN, ERIC	X		X	ADVANCED	X	TECHNICIAN
PAINE, RICHARD	X		X	ADVANCED		
PELLECCHIA, MARK	X		X	ADVANCED	X	
PELLECCHIA, MARK JR	X		X	ADVANCED	X	OPERATIONS
RUBIN, JAROD	X		ATTENDING NOW	ADVANCED	X	TECHNICIAN
SAHATJIAN, JOHN	X	LEVEL II	X	ADVANCED	X	TECHNICIAN
SERVILLA, SCOTT	X			ADVANCED		
SPALITTA, ROBERT	X			ADVANCED	X	OPERATIONS
SUSSMAN, ZAK	X			X	X	OPERATIONS
SZELIGOWSKI, KEN	X			ADVANCED	X	OPERATIONS
TAMAYO, CHRIS	X	LEVEL II	X	ADVANCED	X	TECHNICIAN
TANCREDI, RALPH	X			X		
WADE, THOMAS	X			ADVANCED	X	OPERATIONS
WITKOWSKI, DONALD	X			ADVANCED	X	OPERATIONS

SOUTHWALL

Activity & Training Hours/Points Summary

**Activity/Training Date Between {01/01/2017} And
{12/31/2017}**

Staff Member	Alt ID	Hours	Hours Paid	Points
202 Burke, Alexander M		111.87	102.87	107.0
111 Clark, Edward D		40.59	37.59	48.0
91 Conte, Richard Christopher	65	80.27	66.27	68.0
70 Cotta, Andrew J	48	101.52	94.52	117.0
259 Cranwell, Phil		2.00	2.00	1.0
249 Daugherty, Mark T		69.78	59.78	73.0
237 Dosby, Cash Harold		206.38	197.31	258.0
252 Doyle, Drew W		157.89	145.89	151.0
162 Elmer, Joel Mark		81.56	71.56	61.0
161 Fernandez, Anthony J		117.41	106.41	121.0
231 Fischer, Michael Gerard		187.82	171.82	177.0
261 Gaskill, Tyler		16.60	16.60	15.0
62 Gifford, Robert C		1.00	1.00	1.0
248 Goetz, Conor P		87.46	77.46	103.0
260 Goetz, Matthew		115.14	108.14	124.0
83 Goetz, Peter A		79.33	72.33	69.0
40 Green, Donald D	28	88.54	80.54	66.0
171 Grosso, Paul Alexander		73.67	67.67	63.0
112 Hall, Steven J		148.28	134.28	173.0
264 Hauge, Zachary		91.10	87.10	96.0
87 Hobbis, Timothy W	60	77.58	70.58	78.0
255 Kraft, Robert B		160.12	157.05	151.0
121 Larrison, Brian D		96.06	92.06	89.0
122 Larrison, Casey R		135.37	128.37	158.0
93 Latourette, Bruce J		82.74	72.74	108.0
253 Lauber, Michael C		116.43	108.43	105.0
57 Levinski, John W	32	281.51	268.44	376.0
254 Lisowski, Thomas M		237.15	224.15	244.0
244 Lisowski , II, Steven Christopher		23.49	23.49	21.0
265 Malick, Zuri H		48.98	48.98	54.0
256 Navarro, Andrew Nickolas		74.70	70.70	75.0
89 Olsen, Eric B		87.02	83.02	97.0
61 Paine, Richard Stephen	10	162.20	152.13	212.0
126 Pellecchia, Mark J		106.04	103.04	183.0
227 Pellecchia, Robert Vincent		17.64	14.64	21.0
203 Pellecchia Jr, Mark J		231.27	218.20	307.0
226 Rubin, Jarrod Christopher		238.98	221.98	246.0
174 Sahatjian, John Anthony		274.01	257.01	345.0
263 Servilla, Dylan J		45.43	45.43	32.0
262 Servilla, Scott S		57.35	56.35	42.0
182 Spalitta, Robert C		85.29	81.29	95.0
221 Sussman, Zak Stephen		33.06	30.06	31.0
232 Szeligowski, Kenneth G		122.83	108.83	123.0
159 Tamayo, Christopher Alex		154.09	140.09	209.0
175 Tancredi Sr., Ralph Gerard		58.11	51.11	53.0

SOUTHWALL

Activity & Training Hours/Points Summary

Activity/Training Date Between {01/01/2017} And
{12/31/2017}

Staff Member	Alt ID	Hours	Hours Paid	Point
190 Wade, Thomas Joseph		176.03	163.03	223.0
194 Witkowski, Donald John		148.05	135.05	148.0

NEW MEMBERS IN 2017

SCOTT SERVILLA #262

Scott is Firefighter 1 certified and has been a member of Sea Bright and Rumson FD.

SERVILLA, DYLAN #263

Dylan is a Jr. Probationary member.

ZACHARY HAUGE #264

Zach is Firefighter 1 certified and is currently a member of Point Beach Fire Company.

ZURI MALICK #265

Zuri is a probationary Firefighter who is attending Firefighter 1 in January at Monmouth County Fire Academy.